

SafetyPro 250



Heavy Duty Access Control

877.977.7657


sales@queuesolutions.com

www.QueueSolutions.com

SafetyPro 250 is a heavy-duty retracting barrier specifically designed for restricting access to work or cleaning areas. Manufactured from heavy gauge steel with a cast iron base, SafetyPro has the durability to withstand years of use in working environments. SafetyPro is fully weatherized for outdoor use and is available in three high visibility colors. A range of 30 belt colors and 20 safety messages can be supplied from stock, alternatively belts can be custom printed to your specification. The Xtra model features a 50% wider belt giving much greater visibility to safety messages.



Available in yellow, orange, and red.



Brake for safe belt retraction

► SPECIFICATIONS

Model	Height	Weight	Post OD	Base OD	Belt Width	Belt Lengths
SP250	40"/1015mm	22lbs/10kg	2.5"/64mm	14"/355mm	2"/50mm	11'/3.4m or 13'/3.9m
SP250X	40"/1015mm	22lbs/10kg	2.5"/64mm	14"/355mm	3"/75mm	11'/3.4m